



STATE OF ILLINOIS

# Circuit Court of Cook County

HONORABLE TIMOTHY C. EVANS, CHIEF JUDGE

## Pretrial Fairness Act (PFA) Weekly Dashboard

September 18, 2023 – June 14, 2025

The Pretrial Fairness Act (PFA) Dashboard is a cumulative summary of initial decision points for criminal cases filed in the Circuit Court of Cook County since the Pretrial Fairness Act took effect on September 18, 2023. While the dashboard presents data, it should not be considered an analysis of the effectiveness of the Pretrial Fairness Act compared to the criminal justice system prior to the Act.

Data sources are: administrative data from the Enterprise Justice Case Management System (CMS) maintained by the Clerk of the Circuit Court; Public Safety Assessments; assignments to and weekly caseloads for pretrial supervision, Home Confinement Unit (HCU) – Curfew Program, and the Domestic Violence Exclusion Zone Program all collected and maintained by Adult Probation’s Pretrial Services Unit and the Social Services Department; and publicly available information on the daily jail and Sheriff’s electronic monitoring program. Summary data for the dashboard are compiled by staff from the Office of the Chief Judge.<sup>1</sup>

The dashboard reports:

- The volume and top charge composition of criminal misdemeanor, domestic violence, and felony cases filed since the PFA effective date.
- Three major pretrial decision points:
  - law enforcement’s decision to release with a citation or hold for first appearance,
  - the State’s Attorney’s decision to file a petition to detain for cases in which there is a detention eligible charge, and
  - the Court’s decision to grant or deny the state’s petitions to detain.<sup>2</sup>
- Two outcomes for defendants released during their pretrial period:
  - Court Appearance Rates and
  - Community Safety Rates
- Adult Probation Department - Pretrial Services and Social Services Department activity:
  - Number of completed Public Safety Assessments and
  - Pretrial Services caseload dynamics
- Changes in the Cook County Sheriff’s custodial population.

<sup>1</sup> Each week, OCJ rebuilds cumulative numbers with the addition of a new week of data. However, all differences in the cumulative data in Tables 1 through 4 and Figures 1A through 7 from the current week and the prior week will not be due entirely to case activities that occurred in the new week. Lag in data entry will account for a small portion of this difference. Improvements in the programming that processes Clerk data will also account for some week over week differences in new filings, top offense, and other dashboard measures.

<sup>2</sup> Formally, detention eligible charges are those in 725 ILCS 5/110-6.1 Sections (a)(1) non-probationable felony based on charge/background; (a)(1.5) forcible felony; (a)(2) stalking; (a)(3) violation of a protective order; (a)(4) domestic battery/aggravated domestic battery; (a)(5) sex offense; (a)(6)-(a)(6.5) other qualifying offense; (a)(7) attempt of (a)(1)-(6.5); (a)(8) willful flight. The SAO may petition for detention because the defendant poses a real threat to persons or the community and/or there is a high likelihood of willful flight. To grant the petition, the court finds clear and convincing evidence that the defendant committed a detention eligible offense; there is a real and present threat to the safety to person(s) or the community and/or there is a high likelihood of willful flight; and no condition or combination of conditions in 725 ILCS 5/110-10(b) can mitigate the threat or risk of flight. The dashboard reports on cases with detention eligible charges for threat of safety per 5/110-6.1 that do not require reference to criminal history or underlying facts or cases for which the SAO petitions for detention. Petitions for risk of flight only are exceedingly rare.

## Composition of All Criminal Cases Filed Since PFA Effective Date

**Table 1** shows the composition of all criminal cases filed since PFA effective date.

- To date, 111,600 criminal cases have been filed and recorded in the Enterprise Justice CMS. 42% of all filings had a top charge of misdemeanor/other, 21% were domestic violence cases, and 37% were felony cases.
- The first appearance hearing for 60% (66,747) of criminal cases was in District One, 14% (15,523) were in the Domestic Violence Division, and the remaining 26% (29,) were in Districts Two through Six.

**Table 1.** Criminal Cases Filed in the Circuit Court of Cook County Since Pretrial Fairness Act Effective Date by First Appearance Location and Top Filing Charge Level: 9/18/23 – 6/14/25

First Appearance Hearing Location*	Cases Filed	Top Filing Charge Level					
		Misd./Other**		Dom. Violence***		Felony	
		Row Count	Row Percent	Row Count	Row Percent	Row Count	Row Percent
District One	66,747	31,848	48%	7,202	11%	27,697	42%
Domestic Violence Division	15,523	175	1%	15,272	98%	76	1%
District Two	3,882	1,636	42%	21	1%	2,225	57%
District Three	5,149	2,552	50%	139	3%	2,458	48%
District Four	6,445	3,294	51%	61	1%	3,090	48%
District Five	6,498	3,678	57%	172	3%	2,648	41%
District Six	7,356	4,237	58%	198	3%	2,921	40%
<b>Total</b>	<b>111,600</b>	<b>47,420</b>	<b>42%</b>	<b>23,065</b>	<b>21%</b>	<b>41,115</b>	<b>37%</b>

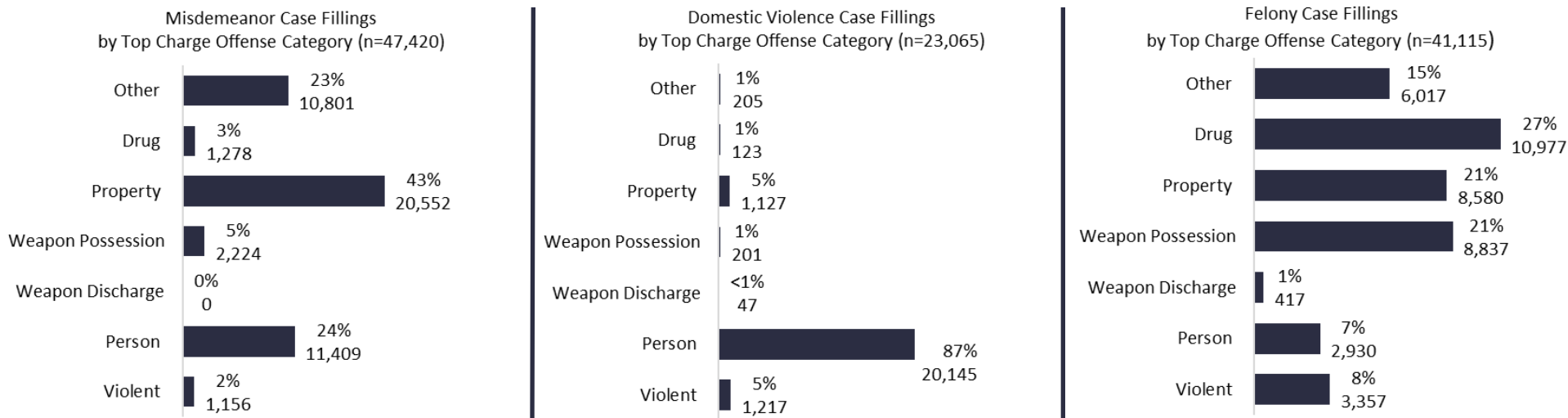
\* First appearances on weekends and holiday weekdays are conducted in the Leighton Criminal Courthouse.

\*\* In most instances, 'other' charges are misdemeanors or less often felonies with insufficient charge information to permit algorithmic classification. Manual classification of these charges is not feasible.

\*\*\* Domestic violence cases have a 'DV' case type designation and are criminal actions that involve a relationship defined by the Illinois Domestic Violence Act Domestic violence cases are Class 1, 2, and 3 felonies through preliminary hearing, class 4 felonies, and misdemeanors. Of 23,065 cases with this designation, 1,437 (6%) were felonies, 21,491 (93%) were misdemeanors, and 137 (1%) were unknown class.

**Figure 1** summarizes top filing charge offense category among the criminal cases filed in the Circuit Court of Cook County since the PFA effective date.

**Figure 1.** Top Filing Charge Offense Category Among Criminal Cases Filed in the Circuit Court of Cook County: Since Pretrial Fairness Act Effective: 9/18/23 – 6/14/25\*



\* Other offense category is composed of motor vehicle, disorderly conduct, offender registration violations, VOBB/VOP/Parole, warrant, and other miscellaneous offenses. Person offense category include assault, battery, child neglect and other miscellaneous person offenses. Violent offense category is composed of four offense types: murder and non-negligent manslaughter, rape, robbery, and aggravated assault as defined by the U.S. Department of Justice – Federal Bureau of Investigation.


## Decision Point 1: Law Enforcement Decision to Cite and Release or to Hold for First Appearance Hearing

**Figure 2A** summarizes outcomes at the first PFA decision point (decision by law enforcement to cite and release or to hold for first appearance hearing) for criminal cases filed since the PFA effective date.

Among criminal cases filed in the Circuit Court of Cook County since the PFA effective date:

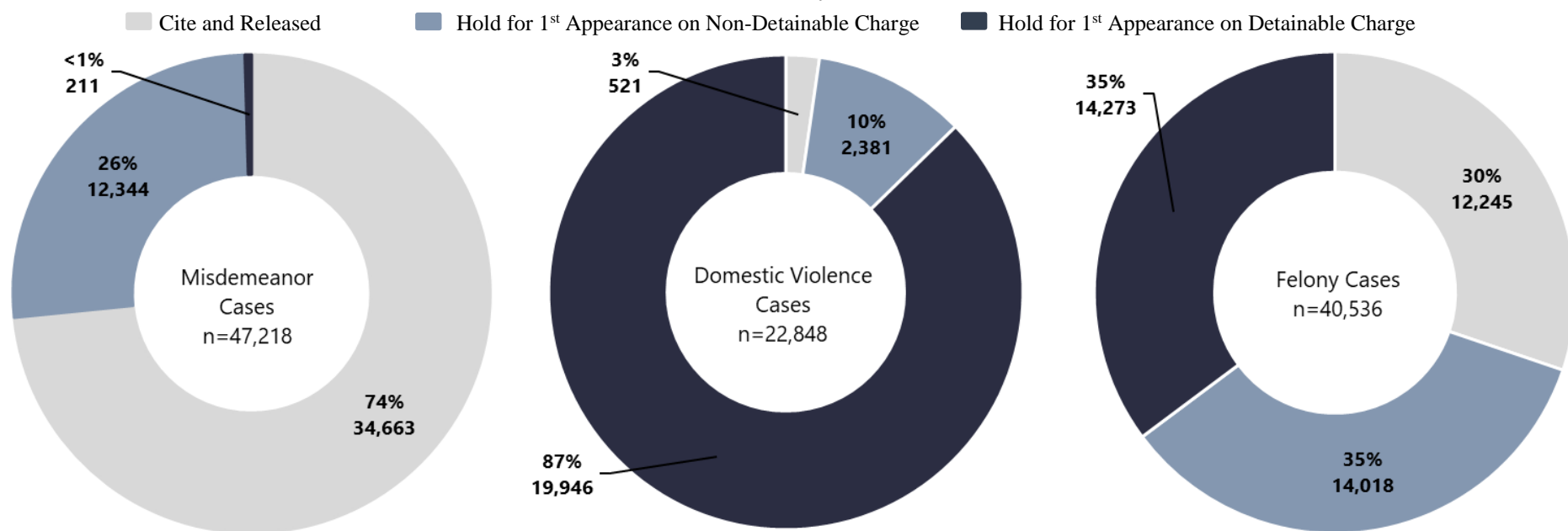
- 42% of the cases were cited and released by law enforcement.
- **57% of cases were held by law enforcement** for a first appearance hearing:
  - 26% of cases were held on a non-detainable charge.
  - 31% of cases were held on a detainable charge.
- 1% of cases were initiated via information or indictment. These cases are not included in Figure 2B.

**Figure 2A.** Law Enforcement Decision to Cite and Release or Hold for First Appearance Hearing - Criminal Cases Filed in the Circuit Court of Cook County: 9/18/23 - 6/14/25 (n=111,600)



**Figure 2B** summarizes outcomes at the first PFA decision point for all cases filed via law enforcement in the Circuit Court of Cook County by most serious filing charge.

**Figure 2B.** Law Enforcement Decision to Cite and Release or to Hold for First Appearance by Most Serious Charge – Criminal Cases Filed in the Circuit Court of Cook County: 9/18/23 – 6/14/25 (n = 110,602)



## Decision Point 2: Outcomes for Cases Held for First Appearance Hearing

**Figure 3** summarizes outcomes for criminal cases that were held for a first appearance hearing by law enforcement in the Circuit Court of Cook County since PFA effective date:

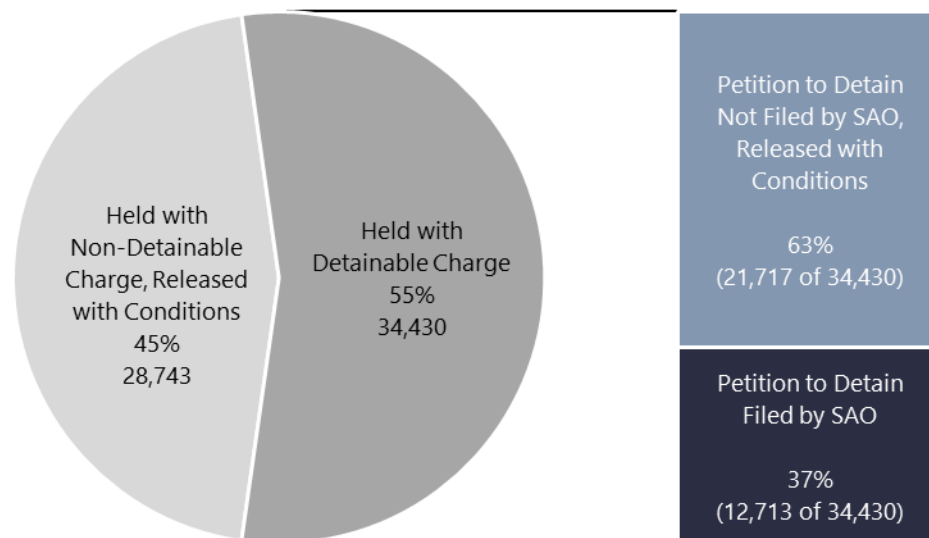
- 45% of the cases held by law enforcement had only non-detention eligible charges, and these cases were released with conditions at the first appearance hearing.

### Petition for Detention Filings by Cook County State's Attorney Office (SAO)

Among the 34,430 criminal cases held for a first appearance hearing with a detention eligible charge.

- 63% did not have a petition for detention filed by the SAO and were released with conditions at the first appearance hearing.
- 37% of cases had a petition for detention filed by the SAO and moved directly to a detention hearing.

**Figure 3.** Outcomes for Cases Held by Law Enforcement for First Appearance Hearing in the Circuit Court of Cook County: 9/18/23 - 6/14/25 (n=63,173)



**Table 2** summarizes the frequency with which the Cook County SAO filed a verified petition for detention, by most serious filing charge, for cases held for a first appearance hearing and that had a detention-eligible charge. For these cases:

- 27% of the misdemeanor cases had a petition for detention filed.
- 23% of the domestic violence cases had a petition for detention filed.
- 57% of the felony cases had a petition for detention filed.

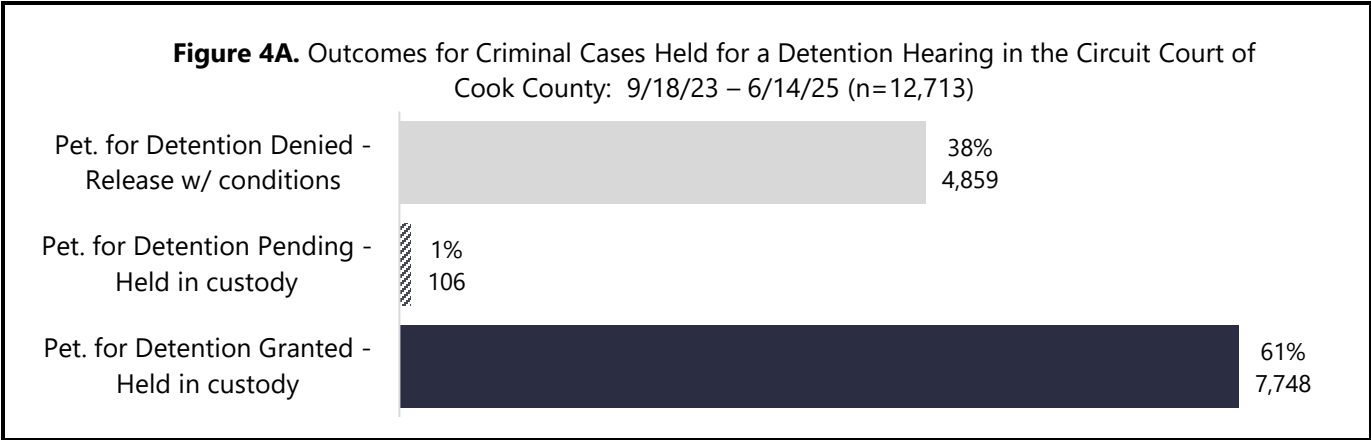
**Table 2.** Outcomes for Cases Held by Law Enforcement for First Appearance Hearing in the Circuit Court of Cook County by Most Serious Charge: 9/18/23 - 6/14/25

Held by Law Enforcement for First Appearance Hearing	Misd./Other		Dom. Violence		Felony		Overall	
	Column Count	Column Percent	Column Count	Column Percent	Column Count	Column Percent	Column Count	Column Percent
▪ Held with Non-Detainable Charge, Released w/Conditions	12,344	98%	2,381	11%	14,018	50%	28,743	45%
▪ Held with Detainable Charge	211	2%	19,946	89%	14,273	50%	34,430	55%
<b>Total Held for First Appearance Hearing</b>	<b>12,555</b>	<b>100%</b>	<b>22,327</b>	<b>100%</b>	<b>28,291</b>	<b>100%</b>	<b>63,173</b>	<b>100%</b>
SAO Decision to File a Petition for Detention	Column Count	Column Percent	Column Count	Column Percent	Column Count	Column Percent	Column Count	Column Percent
▪ Petition to Detain Filed by SAO	58	27%	4,578	23%	8,077	57%	12,713	37%
▪ Petition to Detain Not Filed by SAO	153	73%	15,368	77%	6,196	43%	21,717	63%
<b>Total Held with a Detainable Charge</b>	<b>211</b>	<b>100%</b>	<b>19,946</b>	<b>100%</b>	<b>14,273</b>	<b>100%</b>	<b>34,430</b>	<b>100%</b>

Decision Point 3: Outcomes for Criminal Cases Held for a Detention Hearing

**Figure 4A** summarizes detention hearing outcomes for cases that had a verified petition for detention filed by the SAO at the first appearance hearing.

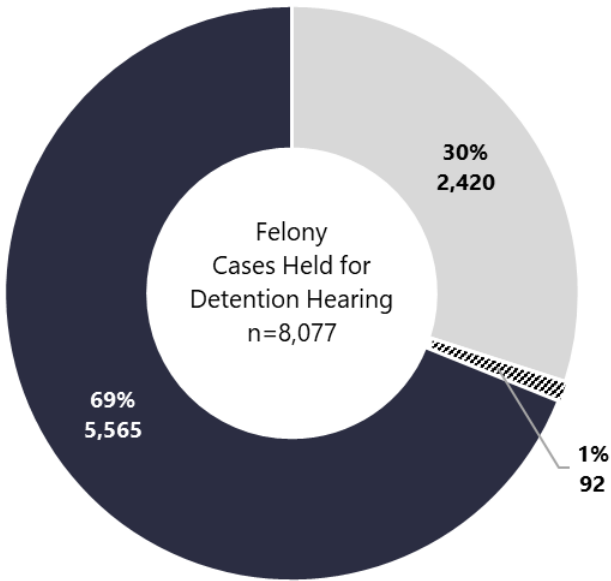
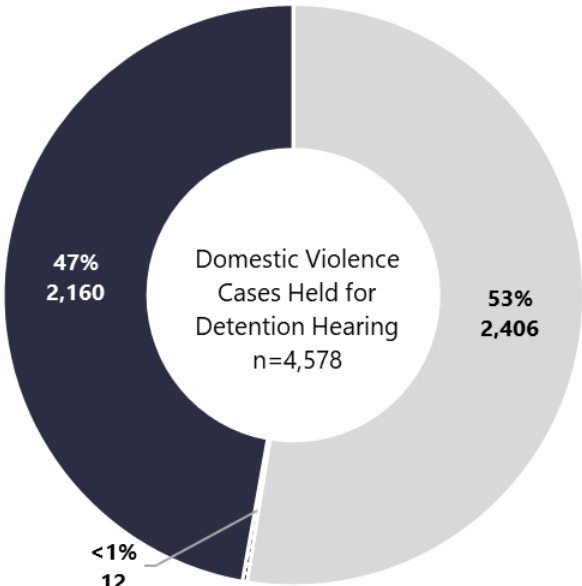
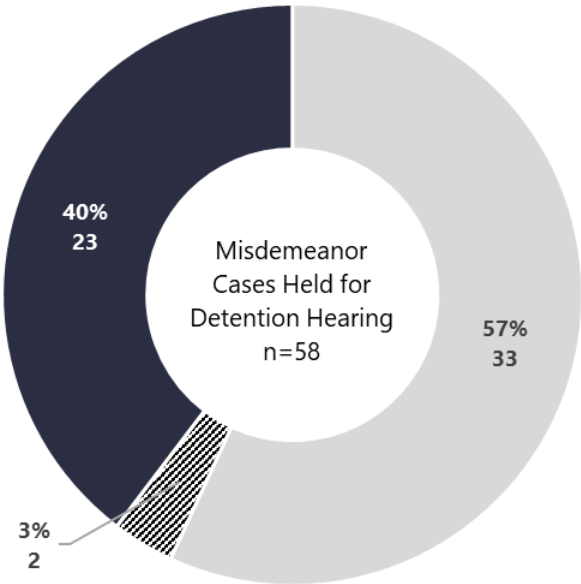
- Three out of five (61%) detention petitions filed at first appearance were granted and defendant was held in custody.



**Figure 4B** summarizes outcomes for cases held by a petition for a detention hearing filed by the SAO, by top filing charge.

**Figure 4B.** Outcomes for Criminal Cases Held for a Detention Hearing in the Circuit Court of Cook County Since PFA Effective Date, by Top Filing Charge: 9/18/23 – 6/14/25

Pet. for Detention Denied – Release w/Conditions    Pet. for Detention Pending, Held in Custody    Pet. for Detention Granted – Held in Custody



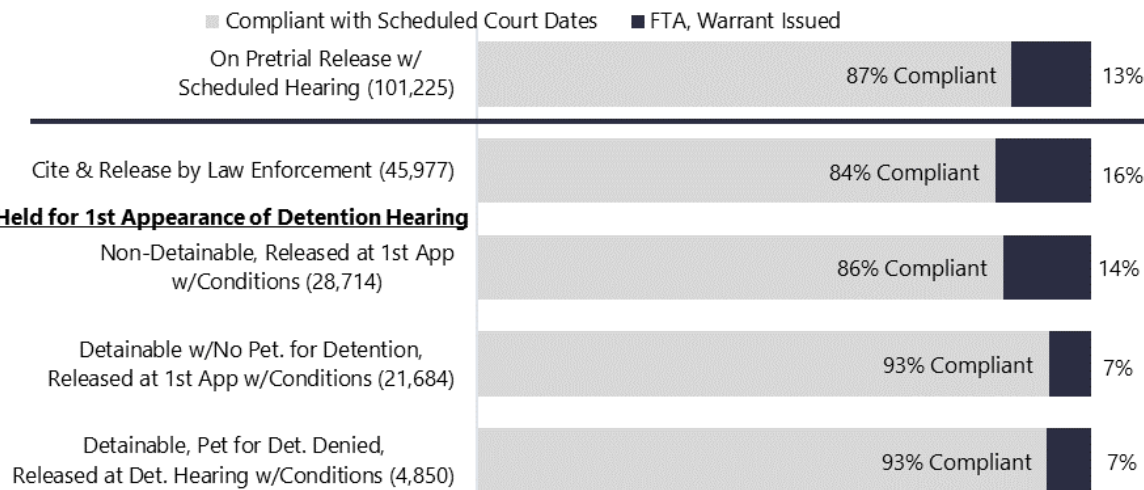
## Court Appearance Rate Among Criminal Cases Filed and Released Pretrial Since PFA Effective Date

**Figure 5** depicts the preliminary court appearance rate for defendants on pretrial release since the PFA effective date.<sup>3</sup>

Of the 102,748 criminal defendants on pretrial release, a subset of 101,225 defendants with an initial hearing scheduled on or before June 14, 2025 was used to calculate the court appearance rate in Figure 5 and Table 3.

- 87% of criminal defendants have not had a warrant for failure to appear issued for non-appearance at scheduled court date.
- 13% of criminal defendants have missed a scheduled hearing date and the court has issued a warrant for failure to appear.<sup>4</sup>

**Figure 5.** Court Appearance Rate for Criminal Cases Filed by PFA Stage of Pretrial Release: 9/18/23 - 6/14/25



**Table 3** summarizes court appearance rate by stage at which defendant was released pretrial and top filing charge.

**Table 3.** Court Appearance Rate for Defendants with a Case Filed and Released Pretrial: 9/18/23 - 6/14/25

Pretrial Release via:	Misd./Other			Dom. Violence			Felony			Overall		
	Total Pretrial Release	Court Appearance Rate Number	Rate	Total Pretrial Release	Court Appearance Rate Number	Rate	Total Pretrial Release	Court Appearance Rate Number	Rate	Total Pretrial Release	Court Appearance Rate Number	Rate
▪ Cite & Release by Law Enforcement	33,365	28,685	86%	520	470	91%	12,092	9,627	80%	45,977	38,782	84%
<b>Held for First Appearance or Detention Hearing</b>												
▪ Non-Detainable, Released at 1 <sup>st</sup> App. w/Conditions	12,330	11,049	90%	2,379	2,211	93%	14,005	11,323	81%	28,714	24,583	86%
▪ Detainable w/No Pet. for Det. Released at 1 <sup>st</sup> App w/Conditions	153	144	94%	15,344	14,536	95%	6,187	5,511	89%	21,684	20,191	93%
▪ Detainable, Pet for Det. Denied, Released at Det. Hearing w/Conditions	33	32	97%	2,399	2,247	94%	2,418	2,220	92%	4,850	4,499	93%
<b>Total on Pretrial Release with an Initial Hearing Scheduled Date</b>	<b>45,881</b>	<b>39,910</b>	<b>87%</b>	<b>20,642</b>	<b>19,464</b>	<b>94%</b>	<b>34,702</b>	<b>28,681</b>	<b>83%</b>	<b>101,225</b>	<b>88,055</b>	<b>87%</b>

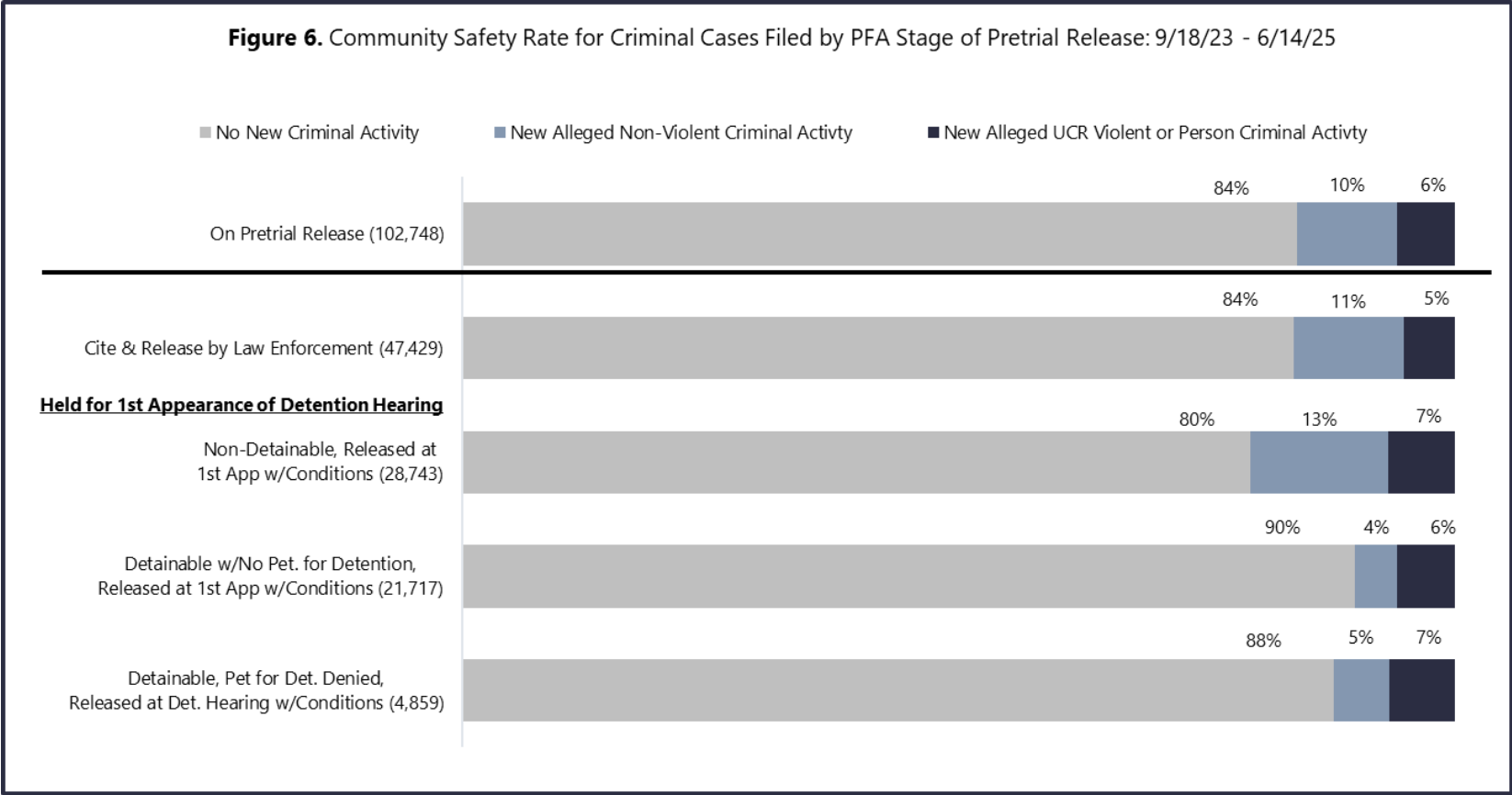
<sup>3</sup> Consistent with 725 ILCS 5/110-3, a warrant not quashed on the date of issuance that is in response to a non-appearance is considered a failure to appear.

<sup>4</sup> This is a point-in-time measure that does not adjust for defendants' time on pretrial release. The rate of missing a scheduled hearing date may increase with the length of time that defendants remain in the community prior to case disposition.

**Figure 6** depicts the community safety rate for defendants on pretrial release since the PFA effective date.

From the PFA effective date to June 14, 2025:

- 84% of criminal defendants have not been charged with a new misdemeanor or felony offense while on pretrial release.<sup>5</sup>
- 94% have not been charged with any new violent or person crimes while on pretrial release.



<sup>5</sup> This is a point in time measure that does not adjust for defendants' time on pretrial release. OCJ uses case filing date as the new criminal activity date. The rate of new criminal activity may increase with the length of time that defendants remain in the community prior to case disposition.



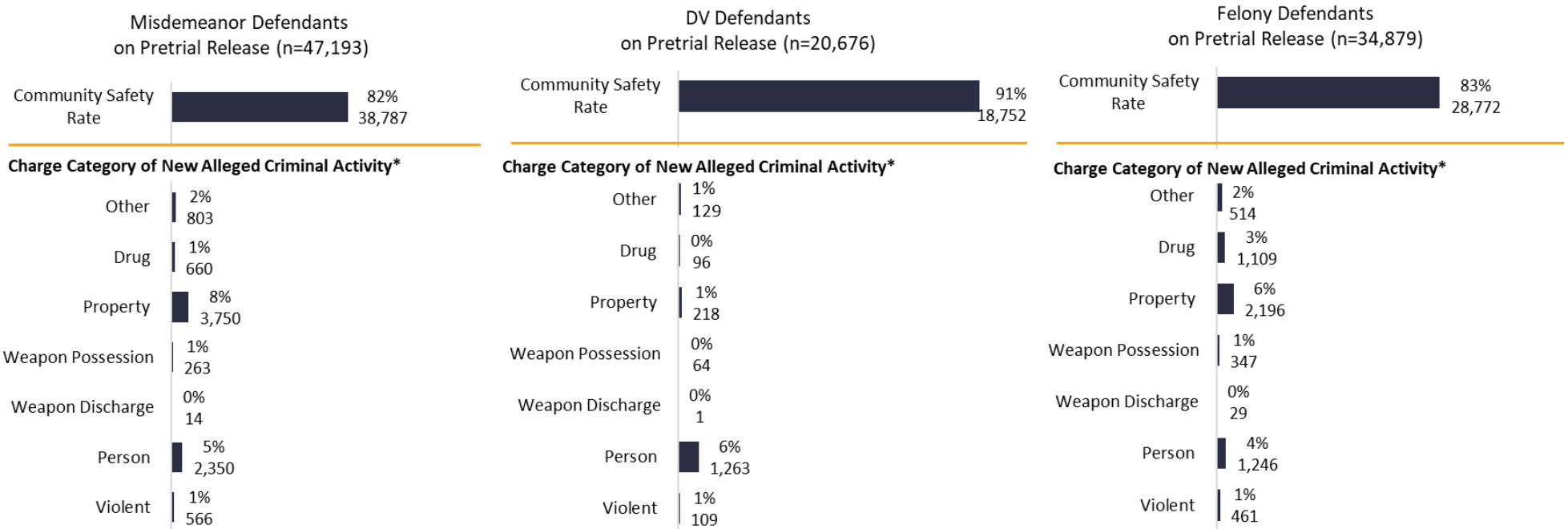
**Table 4** summarizes community safety rate by stage at which defendant was released pretrial and top filing charge.

**Table 4. Community Safety Rate for Defendants with a Case Filed and Released Pretrial: 9/18/24 – 6/14/25**

Pretrial Release via:	Misd./Other			Dom. Violence			Felony			Overall		
	Total Pretrial Release	Community Safety Rate		Total Pretrial Release	Community Safety Rate		Total Pretrial Release	Community Safety Rate		Total Pretrial Release	Community Safety Rate	
		Number	Rate		Number	Rate		Number	Rate		Number	Rate
▪ Cite & Release by Law Enforcement	34,663	28,829	83%	521	461	88%	12,245	10,438	85%	47,429	39,728	84%
Held for First Appearance Hearing												
▪ Non-Detainable, Released at 1 <sup>st</sup> App. w/Conditions	12,344	9,805	79%	2,381	2,090	88%	14,018	10,896	78%	28,743	22,791	79%
▪ Detainable w/No Pet. for Det. Released at 1 <sup>st</sup> App w/Conditions	153	130	85%	15,368	14,082	92%	6,196	5,316	86%	21,717	19,528	90%
▪ Detainable, Pet for Det. Denied, Released at Det. Hearing w/Conditions	33	23	70%	2,406	2,119	88%	2,420	2,122	88%	4,859	4,264	88%
<b>Total on Pretrial Release with an Initial Hearing Scheduled Date</b>	<b>47,193</b>	<b>38,787</b>	<b>82%</b>	<b>20,676</b>	<b>18,752</b>	<b>91%</b>	<b>34,879</b>	<b>28,772</b>	<b>83%</b>	<b>102,748</b>	<b>86,311</b>	<b>84%</b>

**Figure 7** summarizes community safety rate by top filing charge and new alleged crime.

**Figure 7. Community Safety Rate by Top Filing Charge and New Alleged Charge for Defendants with a Case Filed and Released Pretrial Since PFA Effective Date: 9/18/23 – 6/14/25**



\* Other offense category is composed of motor vehicle, disorderly conduct, offender registration violations, VOBV/VOP/Parole, warrant, and other miscellaneous offenses. Person offense category include assault, battery, child neglect and other miscellaneous person offenses. Violent offense category is composed of four offense types: murder and non-negligent manslaughter, rape, robbery, and aggravated assault as defined by the U.S. Department of Justice – Federal Bureau of Investigation.



## Adult Probation Department (APD) Pretrial Services Since PFA Effective Date

In Cook County, Pretrial Services completes Public Safety Assessments (PSA) and monitors defendants ordered to pretrial supervision, which includes two separate electronic monitoring programs operated by APD's Home Confinement Unit (HCU) - the Curfew Program and the Domestic Violence (DV) Exclusion Zone Program.<sup>6</sup>

**Figure 8** provides a cumulative count of the number of PSAs that have been completed since the PFA effective date.

**Table 5** shows the cumulative population dynamics and the percent change in the pretrial services population since the PFA effective date.<sup>7</sup>

The overall pretrial services population **increased 64%** from 6,432 on September 17, 2023 to 10,579 on June 14, 2025.

- The supervision only population **increased 71%**
- The daily HCU Curfew population **increased 70%**
- The daily HCU DV Exclusion Zone population **increased 19%**.

**Figure 8.** Public Safety Assessments Completed Since PFA Effective Date:  
9/18/23 – 6/14/25\*



\*Adult Probation Pretrial Services is responsible for PSA for felony cases; Social Services Department is responsible for PSA for misdemeanor cases.

**Table 5.** Pretrial Services Population Dynamics Since the PFA Effective Date

Pretrial Services Population By Type	Population on 9/17/23	Placed on PT	Exits from PT	Population on 6/14/25	Percent Change
<b>Overall Population</b>	<b>6,432</b>	<b>36,368</b>	<b>32,221</b>	<b>10,579</b>	<b>↑64%</b>
▪ Pretrial Supervision Only	4,716	29,128	25,785	8,059	↑71%
▪ HCU Curfew Program	934	6,028	5,373	1,589	↑70%
▪ HCU DV Exclusion Zone	782	1,212	1,063	931	↑19%

## Cook County Jail Population Change Since PFA Effective Date

**Table 6** provides the percentage change in the population under the custody of the Sheriff since the PFA effective date.

Since PFA effective date, the number of defendants in Sheriff's custody has **decreased 4%** from 7,265 on September 17, 2023 to 6,954 on June 14, 2025.

- The jail's daily confined population on the two snapshot days **increased by 6%** from 5,419 to 5,757.
- The Sheriff's Community Corrections (Electronic Monitoring) population **decreased 35%** from 1,846 to 1,197.

**Table 6.** Percent Change in the Population Under the Custody of the Sheriff's Office Since the PFA Effective Date

Population Type	Under Custody of Sheriff on:		Percent Change
	9/17/23	6/14/25	
<b>Total Under Sheriff Custody</b>	<b>7,265</b>	<b>6,954</b>	<b>↓4%</b>
▪ Confined Population	5,419	5,757	↑6%
▪ Community Corrections (Sheriff's EM)	1,846	1,197	↓35%

<sup>6</sup> The Adult Probation Department's Home Confinement Unit (HCU) operates two separate electronic monitoring programs for two distinct populations, the Curfew Program and the Domestic Violence Exclusion Zone Program (previously known as the HCU Bischof Program). Neither system is superior to the other, but they are appropriate for different purposes. The Curfew program uses both radio frequency ("RF") and Global Positioning Systems ("GPS") technology to monitor and enforce curfews that are a condition of release or probation. The DV Exclusion Zone program operates under the authority of the Cindy Bischof Law, and is designed to provide a layer of protection for victims of certain domestic violence offenses. This program uses a GPS ankle bracelet to continuously monitor the defendant's whereabouts.

<sup>7</sup> Each week, OCJ adds new program data to the cumulative counts in Table 4. However, all differences in the cumulative data between the current week and prior weeks are not due entirely to new activity. Delays in entry and corrections to GPS and Curfew activation data contribute to these differences. Some small fraction of the pretrial population will be on warrant status.